



# **TERRY FOX LESSON PLAN**

## **Sharing His Story With Your Students**

**Lesson:** What is a Hero? Real Heroes vs. Superheroes.

**Curriculum Connection:** Language Arts, Social Studies

**Grade Level:** Primary

**Time:** Approximately 45 - 60 minutes

### **Lesson Snapshot**

Students will look at the qualities and characteristics exhibited by someone who is considered a hero. A comparison will be made between real life heroes and fictional superheroes found in books, cartoons and movies.

### **Success Criteria**

Students;

- will identify qualities and characteristics of real life heroes vs. superheroes
- are able to recognize Terry Fox as a true Canadian hero based on what he did during his Marathon of Hope

### **Curriculum Expectations**

Oral Communication

- Identify, with support, words or phrases that indicate whether an oral text is fact or fiction.

Reading

- Extends understanding of texts by connecting the ideas in them to their own knowledge and experience, to other familiar texts, and to the world around them (i.e. Now that we have learned about the qualities of a hero, who in the community is a hero? Police officer, fire fighter, EMS worker, etc.)

Writing

- Generate ideas about a potential topic, using a variety of strategies and resources (e.g. brainstorming ideas with the class about heroes).

Writing

- Sort ideas and information for their writing in a variety of ways with support and directions (e.g. by using pictures, labels, key words, simple graphic organizers such as a web, a list or a 5 W's framework).

## Materials/Media

- BLM P-17: “A Comparison of Fictional Superheroes and Terry Fox a Real Life Hero”
- BLM P-18 and BLM P-19: Pictures of superheroes
- BLM P-20: Pictures of Real Life Heroes (i.e. Terry Fox, “community helpers”)
- BLM P-21: Worksheet - “Terry may not be a superhero but he is a real life hero because...”
- Video: Try the Impossible (8:00 minutes) The Terry Fox Foundation Compilation DVD #1
- Chart Paper and Markers

## Lesson Delivery

### Setting the Stage

- Have a variety of pictures on display (or ready to hold up) of superheroes (BLM P-18) and (BLM P-19), Terry Fox and various community helpers (BLM P-20). Initiate a short discussion about people in the pictures who are real and those that are fictional characters. Ask what special qualities/characteristics the superheroes have? (special powers, some can fly, run really fast, climb walls, shoot webs, super strength, x-ray vision, brave, etc.). Record on the t-chart: A Comparison of Fictional Superheroes and Terry Fox a Real Life Hero (BLM P-17)
- Tell the students that Terry Fox is considered a Canadian hero. Show the video: Try the Impossible (8 min.)

### Core Learning Activity

- After watching the video, ask students to turn to the person sitting closest to them, and discuss why they think Terry Fox is a hero. Think of words that could be used to describe Terry.
- Together as a class, come up with a list of words to describe the qualities and characteristics of Terry Fox. (brave, strong, determined, perseverance - never gave up, kind, caring, loving, helpful, etc.). Record on the t-chart.
- Revisit the difference between real life heroes and fictional superheroes found in books, cartoons and movies.

### Application of Information

- Complete sheet: “Terry may not be a super hero but he is a real life hero because ....” (BLM P-21).



## Assessment

Use student responses and information shared during discussions to assess their overall level of understanding, along with completion of t-chart, and page for class book.


## Extension Activity

Have students create their own superhero with qualities and characteristics that only a real life person could demonstrate.

## Comparison Between Fictional Superheroes and Terry Fox - A Real Life Hero



 <b>uper Heroes</b>	 <b>erry Fox</b>











Terry Fox may not be a superhero, but he is a  
real life hero because ....

---

---

---

---

---

---

---

---

---

---